



OP News

Volume 9 • No 1 • Winter 2009 • Official newsletter of the Faculty of Veterinary Science, University of Pretoria

Veterinary Library

named in honour of Jotello Soga

by Erica van der Westhuizen

On 5 May 2009, the Veterinary Science Library was officially named the Jotello F Soga Library in honour of the first South African who qualified as a veterinarian. He studied in Scotland at the Royal Dick School of Veterinary Studies (later part of the University of Edinburgh) and qualified in 1886.

Guests at the special naming ceremony included the Chancellor of the University, Prof Wiseman Nkuhlu, the UP Executive, deans and directors of UP, heads of the Onderstepoort Veterinary Institute and the Agricultural Research Council, the CEO of the South African Veterinary Association (SAVA), Dr Colin Cameron, and the President of the South African Veterinary Council (SAVC). The President of the Black Veterinary Forum and the Director: Veterinary Services of the Department of Agriculture were included in the guest list. However, the most important guests were the Soga family members, with Mrs Carole Gallagher, great-granddaughter of Jotello Soga, flying from the United Kingdom to unveil the bronze bust.

The Chancellor welcomed the guests and paid tribute to the faculty's significance in promoting



Attending the naming ceremony (from left): Carole Gallagher, Prof Wiseman Nkuhlu (Chancellor, University of Pretoria), Mrs Nkuhlu, Mr Robert Moropa (Director: Library Services) and Thembi Soga.

veterinary education in Africa, as well as the essential role played by the library in supporting the faculty and providing information and continuing education support to practitioners throughout South Africa. For his full speech, visit the Jotello F Soga library blog at www.sogalibrary.blogspot.com.

Mr Jesse Lewis was the guest speaker. He is an American with a great interest in South African history, and it was his article on Jotello Soga,

which appeared in a supplement of the *Beeld* and the *Burger* in 2007, that alerted the faculty to this early veterinarian and his relevance as a role model for the black community.

As the Soga family representative, Mr Camagu Soga from King Williams Town pointed out in his special message at the ceremony that the library can proudly carry his name and ensure that his significance will inspire future generations of veterinarians in this country.

100
1908 - 2008



UNIVERSITEIT VAN PRETORIA
UNIVERSITY OF PRETORIA
YUNIBESITHI YA PRETORIA

Faculty of Veterinary Science



From the Desk of the Dean

It is almost unthinkable that we are once again at the halfway mark of another year. When time goes by, one tends to try and delay its momentum to do certain things, to maybe accomplish something or to wait for something, but time does not wait for anyone. Perhaps it is for that reason that John F Kennedy once said that we must use time as a tool, not as a crutch.

It is against this background that I want to emphasise some of the important tasks that will be on the faculty's 'red list' for the next few years and which we are pursuing as priorities to position the faculty for the future.

In the faculty's endeavour for excellence, the elements of the new management model that was initiated by the University of Pretoria are gradually being deployed. It will be based on three pillars: teaching and learning, research and postgraduate studies, and community engagement. The Deputy Dean will take responsibility for the Teaching and Learning portfolio, while I will oversee the portfolio of Research and Postgraduate Studies. Community Engagement will be the responsibility of the Director: Clinical Services of the Onderstepoort Veterinary Academic Hospital. All three portfolios are supported by related faculty committees or, in the case of research, by a research coordinator.

An important task the faculty is facing on an ongoing basis is the promotion of access, equity and institutional diversity to achieve a student profile consistent with the requirements for transformation and to meet the diverse needs of veterinary

services in South Africa. The Transformation Committee is a special committee within the core community engagement activities of the faculty. It was appointed to facilitate the transformation of the undergraduate and postgraduate student body in order to achieve more demographic diversity and racial proportionality in the context of national transformation goals, and to create an inclusive and supportive academic and personal environment.

Among others, this committee will advise the faculty on increasing the awareness of veterinary science in all societies of South Africa, especially among communities and school learners identified as being uninformed of veterinary science and veterinary services. It will assist and advise the faculty on the recruitment of scholars throughout South Africa, in particular those from population groups poorly represented in the current veterinary and veterinary nursing student body. It will also examine and advise the faculty on selection and admission procedures to promote demographic diversity in its veterinary student body to meet national demands, and develop a strategic, implementation and marketing plan that will lead to the transformation of the student body.

Furthermore, it will advise the faculty on the curricular changes required to facilitate transformation and take into consideration the pedagogic needs of a diverse student body.

Significant progress has been made with the development of new undergraduate curricula. We are in the final phases of completion of the Veterinary Nursing degree programme, following the submission of a comprehensive proposal to the Council for Higher Education (CHE) towards the end of last year. The submission elicited recognition for the implementation of such a programme, but also a number of specific questions that are currently being addressed.

Following the acceptance of a number of guiding principles for curriculum, as well as the day-one competencies of veterinary graduates, good progress has been made in the development of a core macro-curriculum. We are also in the process of identifying the various elective possibilities to complete the new, shorter core-elective single-degree programme that will replace the current 3+4 degree structure, while retaining a significant component of experiential training.

Publication information

OP News is issued by:
Faculty of Veterinary Science
University of Pretoria


Editor:
Prof Ken Pettey
E-mail: ken.pettey@up.ac.za

Consulting editor:
Janine Smit
E-mail: janine@jses.co.za

Layout:
Janine Smit Editorial Services
www.jses.co.za

Printing:
CPD Print

Contributions to OP News are welcomed. Please submit any material electronically to the editor in MS Word.



Macro-curriculum development of the elective components will follow, and once completed, the next steps will be to develop the meso- and micro-curricula, selection criteria and transitional arrangements.

These changes and developments in the curricula will empower us to see to it that graduate veterinarians satisfy the need for primary health care and ensure that the changing specialisation requirements of veterinary services are achieved. An increase in the awareness and interest in postgraduate training and research among undergraduate students is also a critical issue.

The faculty has continued the upward trend in its research output. Since 2004, its overall publication output has increased by more than 90%, with an annual growth of 18.7%. Noteworthy is the fact that all the faculty's publications were again in the higher category of ISI-accredited journals. Over the same period, the total number of master's and

doctoral enrolments has increased by 56.7% at an average rate of 10.8%. The number of rated academic staff members increased from nine in 2004 to 17 in 2008.

Strengthening the postgraduate programmes and increasing the depth of research in the faculty remains an important focus, while a strong drive for community engagement forms an integral part of these programmes.

However, as a faculty, we cannot function in isolation. It is therefore crucial that we further develop and manage relevant national and international contacts and collaboration with appropriate institutions, research organisations, industry, government and the community through networking, liaison, cooperation and effective marketing.

We have the responsibility, within the framework of the University of Pretoria's strategic objectives, to be locally relevant and internationally competitive.

We have to ensure that our institution will be at the forefront of innovation in training and research, and distinction in service delivery. A well-coordinated effort is needed to strategically position ourselves as an institution of excellence and as a leader. This is only possible with a team effort; a goal that is embraced and personified by everyone in the faculty.

A lot still has to be done in this year. This requires proper planning, dedication and hard work. We will have to evaluate, assess and improve where necessary. We have the skills, commitment and diligence to ensure that we are successful in pursuing our goals and to take the faculty to the next level of excellence. Without you, our staff and students, this will be impossible. Let us work together to make 2009 a very successful year.

Prof Gerry Swan
Dean

Onderstepoort opens new piggery

A new pig unit was officially opened at the Faculty of Veterinary Science. This project was the brainchild and dream of Dr Tom Spencer, who is the porcine consultant and a senior lecturer in the Department of Production Animal Studies at the faculty. He also initiated the process of securing funds and established cooperation between the Faculty of Veterinary Science and the South African Pig Producers Organisation (SAPPO).

The official opening was attended by various representatives of SAPPO, Kanhym Estates and other important role-players in the porcine industry. The facility was opened by Mr Gerard Braak, Chairperson of SAPPO.

The pigs that the faculty initially acquired and even the landrace/large white sows the faculty later obtained were kept on a free-range system and the facilities were thus not ideally suited. However, the faculty had pigs to use for both undergraduate and postgraduate student training and was extremely glad to have some teaching material available.

Initial meetings to discuss the plans for a new piggery started early in 2008. Through a lot of ups and downs (and rain), the faculty managed to get the neat and practical building to where it is today. According to the dean of the Faculty of

Veterinary Science, Prof Gerry Swan, "it is an amazing feat that the industry can still support a project as big as this with today's global economic climate. We cannot thank them enough for their assistance".

"Although our main aim is teaching, the Faculty of Veterinary Science is also emphasising community outreach programmes. With this in mind, the facility will be utilised for information days for emerging and commercial farmers as and when the need arises. One of the envisaged goals will be to provide emerging farmers with good-quality, well-adapted piglets on a regular basis," Prof Swan said.

The faculty also received a donation of 15 gilts and one boar from Kanhym Estates, highlighting the cooperation between all the role-players in the porcine industry.



Present at the official opening of the new piggery (from left): Dr Tom Spencer, senior lecturer and porcine consultant, Mr Arthur Gee, Head of Pig Production at Kanhym Estates, Prof Gerry Swan, Dean, Mr Gerard Braak, Chairperson of SAPPO, and Dr Theuns Prinsloo, Managing Director of Kanhym Estates.

Meet Henry Annandale, new OVAH Director

A new director has headed the Onderstepoort Veterinary Academic Hospital (OVAH) for the last nine months, following the retirement of Prof Paul Bland-Van den Berg. *OP News* spent some time with Dr Henry Annandale, finding out how the journey has been thus far and what we can expect in the future.

Tell us about the last nine months.

I can honestly say that the last nine months of my life have been the most hectic and interesting of my life. It has been a very steep learning curve indeed! On an emotional level, it has been exciting, humbling, challenging, fulfilling and frustrating, all in one day! The personnel have helped me a lot, especially Mrs Van Aarde, Matron Bester and Mrs Lotter. It took a lot of time for me to fully understand the financial, procedural and political intricacies of the OVAH. I think I am now at the point where I understand the most important of these issues and I am now ready for faster change.

Why is there a need for change in the OVAH?
Various signs point to the fact that the OVAH has lost its competitive edge in the market, both locally and internationally. The need for change is also extremely important for the morale of the staff working in the OVAH. Many people see this as damning evidence of our inevitable demise; I see it as a fantastic opportunity!

We are not facing a unique situation. About five years ago, similar pressures of cuts in state subsidisation of tertiary education, specialisation in certain fields of veterinary medicine and the information explosion started posing challenges to veterinary teaching hospitals in the USA. They responded in different ways to this – some successfully and others not. We can learn from them. Almost every single veterinary teaching hospital in the States offer their services at rates that allow them to make a profit, and still claim to ensure the quality of training of veterinary students.



Henry Annandale with his bride, Annette (née Heise), on their wedding day. Annette is also a veterinarian employed at the faculty. Congratulations Henry and Annette – may your life together be filled with love and happiness!

We have to adapt to the new climate we face.
We have to find a way in which we can operate the OVAH so that we still train world-class graduates, but at the same time manage to pay our own bills. It is also extremely important that we make veterinary services accessible to a broader part of our community – community engagement will be a major part of the business of the OVAH in the future.

What obstacles do you foresee in the realisation of a new OVAH?

The single biggest obstacle is complacency – a false belief that what we are doing now has stood us in good stead for the last 20 years and therefore will continue to meet our needs for time to come. This is absolutely not true, simply because the world today is so much different to the world of 10 years ago. Not even a Coke can look like it did 10 years ago! Another significant obstacle will be our ability to retain specialists, given the seemingly greater financial attraction of private practice.

What inspires you?

The books of Tom Peters have very inspirational messages, but sometimes simply looking at the way in which ordinary people approach life can be inspirational. Someone like Dr Larry van Niekerk, who has become a very good friend and mentor, is truly inspirational. Larry has the courage to face his demons on a daily basis and he is committed to building relationships. I have tremendous respect for him.

What do you do in your free time?

I am recently married and am committed to spending as much quality time with my wife as possible. We like to spend time at the beach, fly-fishing and horse-riding, and a trip away to the Drakensberg is sometimes just what we need to recharge those batteries.

Henry Annandale in five words:

Committed, fair, humorous, well-spoken, philosophical.

Paraclinical Sciences

presents practical wildlife disease investigation course



Dr Jan Myburgh demonstrating a fish necropsy technique to delegates attending the Practical Wildlife Disease Investigation Course.

The Department of Paraclinical Sciences hosted the Practical Wildlife Disease Investigation CE Course from 30 March to 3 April 2009 at the Faculty of Veterinary Science, Onderstepoort.

Early in 2008, the Veterinary Committee of the Greater Limpopo Transfrontier Park (GLTP) requested the Faculty of Veterinary Science to design and present a course that could be used to train field veterinarians and conservation staff that work in the GLTP to approach wildlife disease investigation in a structured

and scientific manner. The Department of Paraclinical Sciences, in consultation with the National Zoological Gardens and South African National Parks, designed and curriculaed the course. This led to its first presentation in March and April 2009.

The course was attended by 18 veterinary delegates from South Africa, Zimbabwe and Mozambique. Apart from Paraclinical Sciences staff who presented the bulk of the theoretical and practical work, another six guest speakers, including colleagues in the fields of human infectious diseases and sociology, presented talks.

Emphasis was placed on the integration of theory as applicable to the human-domestic animal-wildlife interface in conservation areas. Topics as diverse as zoonotic diseases, viral and bacterial animal diseases, wildlife intoxications, environmental pollution affecting fish and crocodiles, forensic pathology and capture-related medical conditions were presented.

Practical training included necropsy techniques for wild ungulates, fish, crocodiles and birds, as well as a teaching microscope session demonstrating blood-borne infectious diseases.

Course administration was managed by CE at UP and included a course pack with notes, a compact disc on infectious wildlife diseases, a compact disc with all the PowerPoint presentations given during the course and a certificate of attendance.

Although this first course was aimed at wildlife veterinarians working in the GLTP, it is envisaged that the course will be registered with the South African Veterinary Council (SAVC) for continuing professional development purposes and presented to private practitioners in future.

Judging from the positive feedback from delegates, the course can be considered a big success.

Prof Kobus Eloff

nominated for gold medal



Prof Kobus Eloff of the Department of Paraclinical Sciences received the Gold Medal for Scientific and Technical Achievement of the Suid-Afrikaanse Akademie vir Wetenskap en Kuns for his work done in the field of medicinal plants.

The Phytomedicine Programme has already registered six patents and one of their products is currently being marketed by Merck Pharmaceuticals.

Whereas the Havenga Prize is awarded for outstanding scientific achievements, the Gold Medal is awarded for achievements with a practical application.

The Gold Medal is awarded to individuals or groups. Previous prizewinners include JC Bonsma, CN Barnard, N Stutterheim, GJ Stander, Krygkor, the Atomic Energy Corporation, Mintek and the Sunsat Project of the University of Stellenbosch. The prize was awarded at the centenary celebration of the establishment of the academy in Bloemfontein on 27 June 2009.



Eastern Cape rangers receive training

On 7 and 8 May 2009, Prof Cheryl McCrindle assisted in training mounted rangers in the Eastern Cape at the invitation of the National Council of SPCAs. She was met and accompanied by Vonny Strachan, who is the NSPCA inspector for the Eastern Cape. The ranger project was initiated in 2009 by the Department of Transport of the Eastern Cape to prevent road accidents caused by livestock straying onto the road in the old Transkei homeland area, where grazing is still mainly communal.

The rangers are drawn from the famous Xhosa horsemen who have been using horses for transport, probably for over 200 years. The wiry little Transkei pony they use has an even temperament and excellent endurance. Two one-day courses were held; the first in Mthethe (Umtata), and the second 90 km away in Ngomo. Both courses were well received.

It was found that the rangers, despite being very experienced and capable horsemen, were unaware of rubber currycombs, hoofpicks and mane combs, and used mealie cobs to rub down their horses and sticks or bits of wire to clean out hooves and untangle manes and tails. Their level of knowledge of primary animal health care was limited to using long-acting tetracycline, and they were pleased to hear that Zambuc was effective for saddle sores and that wounds could be washed out with a salt solution.

One outcome of the course was that the rangers were keen to obtain good tack (as theirs is often old and broken) and it was suggested that the NSPCA could facilitate contact between their association and providers selling suitable saddles and numnahs. The ranger initiative by the Eastern Cape Department of Transport has resulted in salaries for riders and allowances



Rangers and their mounts (the 'Transkei 4x4').

for their mounts that will hopefully be used to improve the management and feeding of the ponies, as well as create jobs and alleviate poverty in the former homeland.

Student receives prestigious scholarship



Sybrand van Sittert, MRSSAf, postgraduate student in the Centre for Veterinary Wildlife Studies, has been awarded the prestigious Charles Astley Maberly Scholarship for postgraduate

research for 2009. Sybrand is studying the development of the neck vertebrae in giraffes, *Camelopardus giraffa*, from the foetus to maturity in individuals exceeding 20 years of age – a project on functional anatomy. Giraffes are obtained from the Buby Valley Conservancy, a million-acre trophy hunting game ranch where they are used for meat production. This scholarship is awarded entirely on merit to postgraduate students engaged in zoological research at any university in what was the former Transvaal province.



Norwegian academic visits Paraclinical Sciences

Prof Augustine Arukwe (left) met with Dr Jan Myburgh (centre) and Ms Annette Venter in the Department of Paraclinical Sciences to establish collaborative research links between his institution and the department. Prof Arukwe is a molecular toxicologist and group leader of the Molecular and Cellular Toxicology/Physiology Research Group in the Department of Biology of the Norwegian University of Science and Technology, Trondheim. His research addresses the functional and regulatory aspects of differentially expressed genes, proteins and enzymes.

A Canadian veterinarian

visits the faculty

By Judit EG Smits, Visiting Sabbatical Professor

I am a visitor from the Western College of Veterinary Medicine, University of Saskatchewan, in Saskatoon, Saskatchewan, Canada. In Saskatchewan, my main areas of teaching and research are related to ecosystems and public health. My research focuses on landscapes damaged by human activities that have led to industrial water effluents and air emissions, agrochemicals and pharmaceuticals that enter the food chain, and accidental industrial spills such as ruptured tailings dikes. My teaching commitments at my home university include systemic toxicology, toxicologic pathology and ecosystem health – a field course in which students investigate disease problems in animals that have ecosystem implications in which possible veterinary, medical, socio-economic and ecological concerns interact.

During my first visit to Onderstepoort in 2005, I realised the great opportunities here for an academic interested in wildlife health and environmental toxicology. Several lecturers here conduct research in areas that I have been actively involved with at my home university in western Canada. I thought then that South Africa, like Canada, is a country with vast and rich mineral resources, and possibly has many similar issues related to environmental disruption

with threats to wildlife, domestic animal and human health. I planned my sabbatical visit at your beautiful campus during our harsh winter season, and your ideal summer and autumn!

To understand the health of damaged environments, I study wildlife that live and breed in those areas. I normally focus on the offspring, which are easier to handle and to sample, but more importantly, they are the most vulnerable to problems of toxicity while they are growing and developing so rapidly. As a veterinarian, a high priority of my work is to develop and validate physiological tests that are non-lethal, yet sensitive biomarkers of contaminant exposure.

A specific aim of my sabbatical sojourn at the Department of Paraclinical Sciences was to work on a non-destructive test that uses growing 'blood feathers' from birds to determine whether they are being exposed to environmental contaminants. The current practice in ecotoxicology is to do this test by measuring detoxification enzymes in liver tissue, which requires the death of the animal. We will test the hypothesis that it will be possible to obtain similar information by simply collecting and testing the physiologically very active vasculature within these newly growing feathers.

My primary collaborator at UP is Prof Vinny Naidoo, with whom I am testing this new technique on the spectacular Cape griffon (*Gyps coprotheres*), a threatened vulture species in South Africa, while our model species is the indigenous pied crow (*Corvus albus*).

I am enjoying my stay in South Africa and hope to foster future research collaboration with the faculty. I would like to continue this collaboration and am seeking a veterinary graduate interested in a PhD in toxicology/pathology associated with arsenic exposure in mammals.



Prof Judit EG Smits with a Cape griffon.

Prof Vinny Naidoo receives

Outstanding Young Researcher Award



Prof Vinny Naidoo, an associate professor in the Department of Paraclinical Sciences, received an Outstanding Young Researcher Award at the University of Pretoria's Exceptional Achievers' function held on 25 March 2009.

His research interest lies in veterinary pharmacology and his PhD dealt with the protection of endangered Asian white-backed vultures on the Asian subcontinent following their inadvertent exposure to diclofenac in the food chain. Apart from the fact that he is the youngest South African veterinarian to obtain a PhD in Veterinary Science to date, he has been nominated one of the top ten researchers of the faculty for two years in a row. He has published 25 articles in peer-reviewed journals, and has contributed four book chapters on either veterinary toxicology or pharmacology. He serves on the Veterinary Clinical Committee of the Medicines Control Council of South Africa, and on the Medicines Committee that advises the South African Veterinary Association on matters pertaining to the veterinary use of medicinal products. He is a member of several other professional bodies, including the South African Veterinary Association. The main focus of his current research projects is the protection of the Cape griffon vultures.

OVAH says goodbye to Prof Paul Bland-Van den Berg

Prof Paul Bland-Van den Berg recently retired as director of the Onderstepoort Veterinary Academic Hospital (OVAH) after a lifetime association with the faculty. He shares some of the highlights and memorable, entertaining moments of his career with *OP News*.

Prof Bland-Van den Berg was born in Durban to Dutch parents. They actually moved back to Holland between 1953 and 1955. On their return to South Africa, they settled in Cowies Hill, Durban. He attended Durban Preparatory High School for his primary schooling, but he had a pretty rough time in the beginning because he could not speak English at that stage. Nevertheless, that didn't seem to hold him back for too long, as he played first-team cricket, was a prefect and obtained a solid matric with two distinctions at Kearsney College.

After that, he enrolled at Natal University, Pietermaritzburg, in 1964, where he failed all his half-year examinations. Quitting was not an option, and Prof Bland-Van den Berg worked non-stop through the July holidays and throughout the rest of the year and managed to catch up. He was accepted for BVSc 2 at Onderstepoort in 1966, and qualified at the end of 1968. On top of that, he was awarded the Theiler Medal, along with other prizes. What a comeback for someone who failed the first semester of his studies!

Following his studies, Prof Bland-Van den Berg was recruited by Prof Keyser van der Walt to work as an assistant in a five-man mixed practice in what was then known as Salisbury, Rhodesia. There he worked alongside Dr Alan Abrey (horses and production animals), Dr David Wright (small animal surgery and medicine) and Dr Betty Sugden (small animal medicine). During this time, he experienced days in which he treated 50 or more small animal patients, diagnosed hundreds of bovine pregnancy cases or attended to all-night colic cases. In the six years he was in the practice, he learnt more about veterinary science and people skills than he could ever have imagined. He was recruited back to Onderstepoort and the Department of Medicine by Prof CFB Hofmeyr

when the latter visited Salisbury to do penis surgery on a valuable stud bull, and required someone to do the epidural/pudendal anaesthetic for him. "Thankfully, I got it right! Had I not, my career might have taken a very different track! He made the post sound so good, plus I would earn more at Onderstepoort than I was getting after six years in private practice. So, off we went (Pam and I), having got married earlier that year (1974)," Prof Bland-Van den Berg remembers.


Prof Bland-Van den Berg remembers his first years at Onderstepoort as follows: "The day's lectures were prepared the night before, and practised out loud in the car on the way to Onderstepoort. Cases were handled using good histories and the five senses, as well as a wing and a prayer! It was crazy stuff in a way, but also exhilarating, enjoyable, challenging and rewarding. Somehow cases were managed, students were taught and clients received services. In addition – don't ask me how – we did our MMedVet degrees, mine over a five-year period and with a dissertation on canine allergic skin diseases."

Over that period, the lecturing staff, as well as the clinical support staff complement, grew. One of the people of that time who stands out in Prof Bland-Van den Berg's mind is the legendary Sister Poppie "Hierdie plek lyk soos 'n varkhok" Strydom.

In 1979, together with Pam, Timothy (their one-year-old son) and Boris (an SPCA mongrel from Zimbabwe), he departed for the USA, where he was to do a PhD, a two-year small animal medicine residency and the American College of Veterinary Internal Medicine (ACVIM) programme and examinations at the Texas A&M

University. He says the Onderstepoort MMedVet experience enabled him to cope with the PhD and residency requirements, to sit and pass the ACVIM examinations and to generally soak up the American dream and culture and to make some lifelong friends.

In 1982, he returned to Onderstepoort and went back to the Department of Medicine to help rebuild the department, first as assistant professor, and later, after the death of Prof Van der Walt, as professor and head of the department. The year 1988 signalled the beginning of another period



Prof Paul Bland-Van den Berg (centre) at his induction as Head of Medicine, with Prof Danie Joubert (Rector, left) and Prof Jan le Roux (Dean).

"On Day 1, I met with the Department of Medicine, which consisted – to the best of my recollection – of Prof Van der Walt, Prof Loveday and Dr Kit Button. Prof Van der Walt informed me that I would be lecturing dermatology, gastroenterology and neurology of all species, except small ruminants and pigs, at clinical diagnostic and medicine levels! In addition, I would do afternoon medicine and outpatients' clinics for all species. It was the stuff that suicides are made of, but at the same time it was a huge learning curve and very exhilarating."



The staff cricket team (Geriatrics II) after a game against the students in 1979.

of frantic activity, when he was appointed Deputy Dean for Undergraduate Academic Affairs and oversaw the building of the Onderstepoort Veterinary Academic Hospital.

The building process entailed him, Prof Sybrand van den Berg and Prof Henk Bertschinger taking the architects and engineers who were appointed to build the new hospital to the USA to expose them to the concept of veterinary academic training hospitals and design and flow patterns. The new building was commissioned in 1993, with a week set aside (meaning the hospital would be closed) for the move.

Prof Bland-Van den Berg remembers the move: "The first case was, in fact, seen on a Sunday morning, the first day of the move when everything was in boxes and in transit from the old to the

new hospital. That dog survived, and so did all of us involved in that hectic time. The faculty administration (Mr Francois Nel and his staff) and all the clinic sisters were absolutely unbelievable during that period in getting the job done and turning the event into a precision exercise. By comparison, the academics were hopeless!

"The OVAH has subsequently stood the test of time over the past 16 years and has accommodated all the necessary changes and upgrades as required. Hopefully it will continue to do so in the future. I, for one, thoroughly enjoyed driving through the gates of Onderstepoort each morning and tackling the day's challenges in the OVAH. I wish everyone well who works, and who will work in that building in the future. I shall watch with interest from the much less frenetic sidelines of Knysna!"



Saying goodbye to Prof Sybrand van den Berg at a clinical heads of department meeting on his retirement. From left are Prof Dietrich Volkmann, Prof Sybrand van den Berg, Mrs Avonia van Rooyen, Prof Bland-Van den Berg, Dr Mervyn Campbell, Prof Piet Stadler and Prof Gert Rautenbach.

Fond memories

☺ When we still had prefab lecture rooms, I noticed during one of my lectures, and to my horror, that one of the students in the back row was looking at my overhead slides (transparencies with text written with koki pens by hand) with a pair of binoculars! I had taken great care to make the text as legible as possible, but with the very low ceilings and the inferior projectors and small screen, it remained very difficult to see and hence the binoculars. Both teaching and learning were pretty tough in those days.

☺ Social events were frequently organised with staff and students. The students had all their class parties and dances at the hostel. Many staff members – from the dean on downwards – would attend these parties, which were held in typical boisterous Onderstepoort spirit. At one of these dances, a student was asking around as to who that 'pretty chick' was. The person he was referring to happened to be my wife! At the same party one of the students was dancing up close to his girlfriend with his arms around her waist. This appeared to impress the dean's wife, as she was heard to say to her husband: "Look at that student... he is holding that girl by both her bums!"

☺ Sporting challenges between staff and students were also numerous and great fun, and presented a good opportunity to get to know each other. I personally have very pleasant memories of playing cricket, tennis, golf and squash with the students. The most memorable game of tennis was played at midnight after the graduation ball (held at the Italian club and hence the availability of a court). After a good party, it felt as if the standard of tennis was particularly high. I have no doubt that it was quite the opposite!

☺ In one of my early exposures to oral examinations in medicine, the late Prof Loveday exhibited increasing signs of irritation with a student who kept referring to "your liver, your kidneys, your osteoblasts, your heart valves" etc. In the end, Prof Loveday couldn't contain himself any longer and ordered the student to leave the room with the parting comment: "... and please note that I do not have a vagina!"

Veterinary education in South Africa: The Class of 1936

The Class of 1936 was the largest of the pre-World War II classes of the Onderstepoort Faculty, consisting of the hitherto unheard of number of 14 students. The photograph on which they appear is the customary comprehensive one with the dean of the faculty, Dr (Prof) PJ du Toit, presiding. It is noteworthy that three of the students only qualified at the end of the following year. Apparently the photograph was taken before the results of the final examinations were known.

by RD Bigalke

Veterinary History Committee of the South African Veterinary Association

Jacobus Albertus Badenhorst

The information on Badenhorst is scanty. The dates of his birth and death could not be traced. Although he features in the photograph of the class of 1936, Badenhorst failed his final year, because he only qualified as a veterinarian at the end of the following year. He immediately joined the Division of Veterinary (Field) Services and saw duty as a state veterinarian in Umtata and Flagstaff in the Transkei and then in Keetmanshoop, South West Africa (now Namibia), De Aar and Standerton. He resigned in ±1960 and proceeded to Bulawayo, but apparently returned to South Africa shortly after that to practise as a private veterinarian in De Aar, from where he moved to the Western Cape and finally to Swaziland. After 1969, his name no longer appears in the list of registered veterinarians.

Charles Willem Albert Belonje

Charles Belonje was born on 4 October 1914 of Dutch parents who emigrated to South Africa. He matriculated from Grey High School, Port Elizabeth, in 1931 and obtained his BVSc degree in 1936. He joined the Division of Veterinary (Field) Services as state veterinarian and was stationed at various localities in the Eastern Cape Veterinary Region from 1937 to 1966. From 1945 to 1963 he also taught diploma students at the Grootfontein Agricultural College the basic principles of prophylactic herd management. He was stationed in Pretoria from 1966 to 1973 and then transferred back to East London as regional director of the Eastern Cape Veterinary Region from 1973 to 1979, when he retired at the age of 65.

He completed a thesis on fertility in thoroughbred mares for which he was awarded a DVSc degree by the Onderstepoort Faculty in 1958. He was also very knowledgeable in the meat hygiene discipline and was responsible for drafting the Animal Slaughter, Meat and Animal Products Hygiene Act (Act No 87 of 1967).

Charles married Audrey Holdridge in 1939. Their son, Prof Peter Belonje, qualified as a veterinarian in 1960 and their grandson, Grant Charles, qualified in 1996, thereby establishing a fairly unique record of three successive generations of veterinarians qualifying at the Onderstepoort Faculty. Charles died in East London on 23 November 1995 at age 81.

JWA (Tony/Joe) Brookes

Tony Brookes qualified in 1936 and, as far as can be determined, did not enter the government service, but went directly into private practice in Johannesburg, joining the pioneering Jack Boswell and Arthur Thiel, first as an assistant and later as a partner. He was called up for duty in World War II and rejoined the

firm when he was demobilised. He later set up a practice in Germiston, where he spent the rest of his career. He was unmarried, and was awarded a military medal for his wartime services. The date of his death could not be determined, but his registration with the South African Veterinary Board (now the South African Veterinary Council) was terminated in 1983.

Henri Pieter Albert (Boompie) de Boom

Boompie was one of the most colourful personalities to be associated with Onderstepoort. He was born on 16 October 1914, and his parents emigrated from the Netherlands to the Zuid-Afrikaansche Republiek in 1896. Boompie matriculated as head boy of the Hoër Oosteindeschool in Pretoria in 1931, and graduated as top student at Onderstepoort in 1936. Early the next year, he was appointed veterinary research officer in Pathology at the Onderstepoort Institute and in 1940 also as part-time lecturer in Anatomy, a vocation and subject in which he excelled to an extent that few have managed to emulate.

In 1955, Boompie became professor and head of Anatomy, which became a full-time department when the faculty was restructured in 1957. When the faculty became completely independent from the Institute and Department of Agricultural Technical Services in 1973, Boompie opted to stay put. He retired from the faculty as professor emeritus at the age of 60 at the end of 1974. However, that was not the end of his teaching career. He served as guest professor and kept teaching at various universities, one of which was the Medunsa Veterinary Faculty, where he was appointed as temporary head of the Department of Anatomy in 1981, a position that he held until 1985.

He was probably the longest serving editor of the *Journal of the South African Veterinary Association*, serving three terms. The association changed its name during his second term, in 1972. He received several awards for his service to the profession and veterinary science, such as Life Honorary Member of the Anatomical Society of South Africa in 1978, and a DVSc (*honoris causa*) of the University of Pretoria in 1986.

He married Susara Alettha van Rooyen on 2 November 1940. They had an adopted son and two daughters. One of his granddaughters, Ilse van Staden, qualified at Onderstepoort in 1995. He died on 30 August 1998 at the age of 83.

Michiel (Mike) de Lange

Mike de Lange was born in Pretoria on 26 December 1913. His parents were of Dutch origin. His schooling followed exactly the same path as Boompie's. After qualifying as a veterinarian in 1936, Mike joined the Division of Veterinary (Field) Services as state veterinarian in Dundee, where he was involved in



Back row: HFT Hellberg, GD Sutton, DA Haig, JA Badenhorst, JL Mainprize, SJ van der Walt, JWA Brookes, WJB de Villiers.
Front row: HPA de Boom, Th. H Sandrock, JM de Wet, Dr PJ du Toit, M de Lange, MJN Meeser, CWA Belonje.

the control of East Coast fever. His next post was in Potgietersrus, where the control of foot-and-mouth disease (FMD) in the Lowveld became his most important task.

In 1938, Mike was transferred to the experimental farm Nooitgedacht in Ermelo, serving as research officer in control of the laboratory. East Coast fever was still rife in the Badplaas valley, but when he left Nooitgedacht in 1944, it had been successfully controlled in that area. At Nooitgedacht, Mike conducted research on delayed breeding in beef heifers for which he was awarded a DVSc degree *cum laude* in 1947.

He was transferred to the Onderstepoort Institute as research officer in the Pathology section in 1944. In 1947, he also became part-time senior lecturer at the faculty and, in 1956, was promoted to professor and head of the Department of Surgery and Gynaecology. With the restructuring of the faculty in 1957, Mike moved back to the Research Institute as assistant director, becoming a deputy director in 1961. He retired in December 1973 at 60 and died on 3 October 2000 at the age of almost 87 years.

Mike served the South African Veterinary Medical Association (SAVMA) as honorary secretary for five years and was elected member of its Federal Council for 14 years. SAVMA bestowed an Honorary Life Vice-Presidency on him in 1968. Mike married Anna Ruysenaars in 1939. The couple had three children. Their only daughter, Ina, married the well-known poultry specialist veterinarian, Louis Coetzee.

WJB (Potch) de Villiers

Potch de Villiers was born in Hartebeesfontein in the Klerksdorp district on 30 March 1915. He matriculated at Gymnasium High in Potchefstroom in 1931, and qualified at Onderstepoort in 1936. Potch served as state veterinarian, *inter alia*, at the Allerton Laboratory and Nongoma in Natal. From there he was transferred to Umtata in the Transkei, where he married Isme Hemming

in 1940. De Villiers was therefore a member of the informal 'Umtata Club' that consisted of veterinarians who had married Umtata girls. Shortly after their marriage, they were transferred to King Williams Town. The couple had two daughters.

In May 1946, Dr De Villiers resigned from government service to open a private practice in Klerksdorp, the first to be established in that area. Potch also launched the Western Transvaal Branch of the SAVMA, of which he was the first chairman, in Klerksdorp in 1964. He retired from private practice due to ill health after 38 years in 1984 and passed away on 27 April 1991 at the age of 76.

Johannes Marthinus (Jimmie) de Wet

Jimmie de Wet was born on 15 October 1908 and matriculated at Grey College. He obtained a BSc(Agric) degree before proceeding to Onderstepoort to study veterinary science. He failed his final year to qualify a year later in 1937. He joined the Division of Veterinary (Field) Services in 1938 and spent his entire career in the government service. Dr De Wet served as state veterinarian in Natal (now KwaZulu-Natal), Pretoria, Kokstad and East London and was eventually promoted to regional director of the Eastern Cape Region, where he retired. While in the Eastern Cape, where East Coast fever had been so rife, he became very knowledgeable in, and published on, the control of ticks of cattle by dipping. He retired in 1973. He married Magdalena Johanna (Joey) Eloff and the couple had three children. Joey died in 1971 and Jimmie married Vesta Helena Truter in 1972. He died on 24 May 2004 at the ripe old age of almost 96 years and is survived by his second wife.

David (Dave) Arthur Haig

Dave Haig was born in Johannesburg on 20 March 1913. He contracted poliomyelitis, which was complicated by osteomyelitis, as a child and had a permanent limp. He obtained his BVSc degree in December 1936, and joined the government service and was posted to the Allerton Laboratory, where he

worked on bacterial diseases of cattle and poultry. In 1945 he was transferred to the Onderstepoort Laboratory, where he conducted virological research, in the then Section of Protozoology and Virus Diseases, to become one of Onderstepoort's finest virologists. He was awarded a DVSc degree in 1953.

Haig's first major achievement was the development of an excellent vaccine against canine distemper. This completely safe and very effective vaccine, which became the gold standard throughout the world, is still being manufactured by all major vaccine factories today. Haig was also the first Onderstepoort scientist to use cell culture technology for the cultivation of viruses when he and his co-workers grew blue tongue virus in lamb kidney cell cultures in 1956, which soon led to the development of a sophisticated quantitative neutralisation test for blue tongue.

He left South Africa in 1959 for the Kabete Veterinary Laboratory in Kenya, where he stayed until 1961 before moving to the Agricultural Research Council's Compton Field Station in the United Kingdom. He became the first head of its Virology Department, conducting innovative research on scrapie, a sheep disease of which the aetiological agent is related to the human kuru and Creutzfeld-Jacob diseases. In 1967, he was appointed head of Compton's bacteriology laboratory. Although he officially retired in 1977, Dave continued with his research in a part-time capacity for several years.

Dr Haig died in Whitechurch, Reading, Berkshire, in England on 21 February 1987 at the age of almost 74. He was survived by his wife, Patricia, and a son and a daughter. He was honoured by being made an Officer of the Order of the British Empire (OBE).

HFT (Papa) Hellberg

Papa Hellberg was born on 3 March 1913 in the Glencoe district and matriculated at Dundee High School. He qualified as a veterinarian early in 1937 on account of a supplementary examination. He spent his career in the government service, inter alia, serving as state veterinarian in Pietermaritzburg (Allerton Laboratory), Upington, Vryburg, Aliwal North, Potchefstroom, Gobabis in South West Africa (now Namibia) and Ladysmith in Natal (now KwaZulu-Natal), where he retired in 1973 as a senior state veterinarian. He was involved in the control of the 1957/58 outbreak of foot-and-mouth disease in Standerton, in which dairy cows and pigs contracted the disease. Dr Hellberg married Johanna Catherina Bester on 20 July 1940 and the couple had two sons. He died in Pretoria on 5 May 2006 at the age of 93.

John Leonard Mainprize

John Mainprize was born on 1 June 1914 and obtained his BVSc degree in December 1936. He initially served in the South African Division of Veterinary (Field) Services for 18 months, but in June 1938 he proceeded to Rhodesia (now Zimbabwe), where he was appointed as veterinary research officer in Salisbury (now Harare). On 1 May 1940, at the age of not quite 26, while on a shooting trip in Sinoia, he was fatally injured when a loaded gun placed against a tree next to him fell over and went off accidentally.

Johannes Nicolaas Meeser

Johannes Meeser was born in Roodepoort on 16 October 1912 and qualified in 1936. He immediately joined the Division of Veterinary (Field) Services as state veterinarian and was successively stationed at Eshowe, Worcester, Upington, Oudtshoorn, Calvinia (1944), Lydenburg (1949) and Pietersburg. He married Johanna Badenhorst, a primary school teacher at the Worcester Boys' Junior School, in 1939. Dr Meeser was promoted to senior state veterinarian in 1954 and to regional director of the Northern and Eastern Transvaal Veterinary

Region, station Pietersburg (now Polokwane), in 1961. He died from a heart attack on 30 January 1971 at the age of 58 years.

Theodor Heinrich Sandrock

Theodor Sandrock was born in Sumatra on 9 October 1908. He went to school in the Netherlands and initially studied medicine in that country. In 1933, he switched to studying veterinary science at Onderstepoort. It is not clear why or how the transition from the Netherlands to South Africa took place. He was in his final year in 1936, but failed, graduating at the end of 1937. He immediately joined the Division of Veterinary (Field) Services as state veterinarian and his first station was Dundee. From there he was transferred to Vryburg, marrying in 1938. He developed appendicitis in 1939 and underwent an appendectomy, but complications developed that led to his death the following year on 27 September 1940, when he was only 32 years of age.

Gerard (Jerry) Duncan Sutton

Jerry Sutton was born on 14 December 1910 in Wynberg, Cape Town. He matriculated at the Rondebosch Boys' High School in 1927. After working on several farms, he completed a diploma course at the Grootfontein Agricultural College in 1931, and only then enrolled at Onderstepoort, where he graduated in 1936. He joined the government service and was posted to Allerton Laboratory in Pietermaritzburg. In 1938 he was transferred to Middelburg in the Cape, the health of Grootfontein College's animals now being one of his responsibilities. Jerry married Sally (Eleanor) Rhodes in 1941, while he was in Middelburg, and the couple had two daughters and a son.

In 1944, Jerry was transferred to the Onderstepoort Institute, where he spent the rest of his career, a period spanning 43 years. Initially he was mainly involved in bacteriological research. His part-time faculty appointment as senior lecturer in Animal Management resulted in a change of career, because he became increasingly involved in the management of the institute's very large number of livestock and laboratory animals. In 1968, he was appointed as liaison officer of the institute. His sojourn as liaison officer eventually lasted for almost 20 years, as he was reappointed after being pensioned in 1978, finally retiring from Onderstepoort in 1987 at the age of 77. He also served the veterinary profession voluntarily as, for example, honorary treasurer of SAVMA for more than 10 years. For this and other services rendered to the profession, he was honoured by being elected an Honorary Life Vice-President of the SAVA. Dr Sutton died on 2 June 2001 after a short illness at the age of more than 90 years.

Sarel Jacobus van der Walt

Sarel van der Walt was born on 24 January 1914 and qualified as a veterinarian in December 1936. He immediately took on a job as research veterinarian in the Toxicology section at the Onderstepoort Institute. He was awarded a DVSc degree on 9 October 1943. From 1939 to 1946 he published a series of seven papers under the title of 'Recent investigations into the known and unknown poisonous plants of South Africa' in the *Onderstepoort Journal of Veterinary Science*. He also authored or co-authored some papers dealing with anatomy. For reasons unknown, since he was clearly opting for a career in toxicology research, he transferred to the Division of Veterinary (Field) Services as state veterinarian in 1945, with locality Lydenburg. He was transferred to Pretoria the following year, but died prematurely on 12 March 1949 at the age of 45. His son, Sarel van Amstel – his stepfather's surname – qualified at the Onderstepoort Faculty in 1966 and was professor of Medicine and head of the department at the faculty from 1989 to 1996, when he moved to the University of Tennessee in the USA. He is now professor of Farm Animal Medicine and Surgery at the College of Veterinary Medicine of the University of Tennessee.



Veterinary careers in industry – a Bayer perspective

Various career opportunities exist for veterinarians in multinational companies in the animal health pharmaceutical industry. The positions and structures will vary with specific companies, but job responsibilities are similar. It is recommended that new graduates first gain experience in private practice, as this provides a valuable practical background to the range of animal health products, common diseases and hands-on dealing with clients. In contrast to private practice, where veterinarians often interact on an individual basis with clients, in industry employees are often required to work either as part of a team or as team leaders. Hence, strong people management skills, while being a team player, are required, along with high self-motivation and a structured approach.

While after-hours duties are part of general private practice, many positions in industry are not strictly nine-to-five jobs either, and events such as veterinary product presentations take place in the evenings or over weekends. Dependent on the company and position, local and international travel can be expected, within and out of 'normal' working hours. The entry level for a veterinarian into industry will vary, but regardless of the position, an added advantage is an MBA or similar marketing-related qualification.

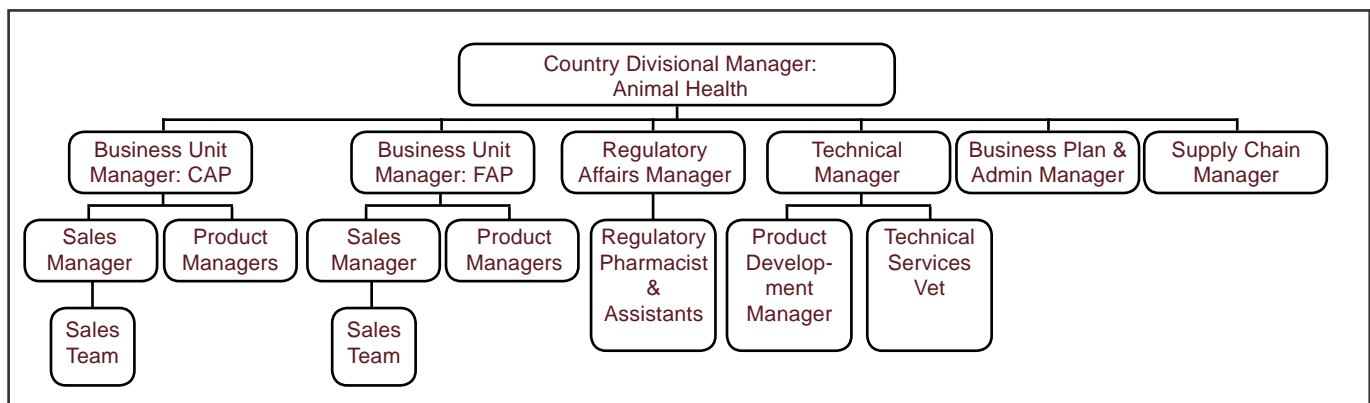
all sales and marketing activities. They play a prominent leadership role in motivating and guiding their product managers and the sales teams in growth and development. Therefore excellent people skills and experience in the veterinary industry are prerequisites for these positions.

Technical manager

The core tasks of the technical manager are planning and monitoring the execution, reporting and finances of clinical research studies in order to generate new claims for new or existing products, and product stewardship (eg comparative studies with competitor products) in support of the marketing team. The technical manager plays a crucial role in investigating the clinical aspects (safety, efficacy) of product enquiries. The technical manager is assisted by the product development veterinarian, who is responsible for the day-to-day coordination of clinical research projects, and the technical services veterinarian, who provides veterinary marketing support.

Regulatory affairs manager

The regulatory affairs manager must have expert knowledge of the relevant regulations pertaining to drug registrations and foreign legislation if export



Basic organisational structure of an animal health company

Product manager

Product management deals with the planning and marketing of products at all stages of their life cycle, from birth of the product to discontinuation. A veterinarian working as a product manager has more than just a marketing function to fulfil. He/she needs to combine technical skills and veterinary knowledge with knowledge of product characteristics to ensure a holistic approach to product management. The product manager supports the sales team with up-to-date, relevant information, equipping them to effectively execute their sales duties. Financial aspects are an integral component of the position, with the objective of maximising sales revenue and market share.

Business unit managers

The companion animal product (CAP) and food animal product (FAP) business unit managers manage all the marketing and sales activities to ensure profitable growth and expansion of their product ranges, their market share and customer satisfaction. They develop and manage the sales, cost budgets and profit margins for the business units, and ensure delivery of

of the product is envisaged. The key responsibilities are the creation and amendment of product registration dossiers and liaising with local and foreign regulatory agencies. This manager may also be responsible for the oversight of good management practice (if the company is involved in manufacturing pharmaceuticals) to ensure consistent quality of all products produced. The regulatory affairs manager is supported by pharmacist(s) and assistants.

Overall, the veterinary industry provides a stimulating environment for veterinarians, encompassing aspects of product development, registration and marketing, constant interaction with internal teams, as well as veterinarians in private practice and at academic institutions, and direct customer contact. All of the positions described can aspire to the top position of country divisional manager, as well as international assignments in multinational animal health entities.

Should you have any queries or wish to discuss positions in the veterinary industry, please feel free to contact bea.bosch@bayerhealthcare.com or patrick.page@bayerhealthcare.com.



Equine vets form Young Members' Group

Chairperson: Keri-Lee Dobbie



Students who attended the SAEVA Congress 2009 (from left): Erin Bouwer, Kathleen Davis, Rose Jesse, Keri-Lee Dobbie, Kirsty Barnard, Shani von Lochem, Frances Solomon and Carolynne Tarr. Jean-Michel Desfontaines took the picture.

Towards the end of 2007, the South African Equine Veterinary Association (SAEVA) launched a new initiative aimed at establishing a group of students who all have an interest in and passion for equines. The ultimate goal with the Young Members' Group (YMG) is to harness and maintain enthusiasm in order to increase the number of qualifying vets going into equine practice. The SAEVA Chairman of the time, Dr Terry Casey, approached Keri-Lee Dobbie to found and chair this group, a position she accepted most enthusiastically.

Currently 185 students are members. Members are entitled to a number of benefits, including free SAEVA membership, opportunities to attend the SAEVA annual congress, participate in YMG-organised events, network and do externships with equine practitioners. Members of the YMG are veterinary students and postgraduates with up to three years' experience.

During 2008 two major events were held. The first was a Saturday morning workshop on pre-purchase examination with Dr Sue Murray, which was well presented, useful and very informative. The second (and somewhat epic) event was the Stud Farm Weekend in the Natal Midlands. Fifty of the YMG members piled into a bus and headed down to the Midlands to see stud farms in the Mooi River District and Nottingham Road area. Accommodation was arranged at the Stonehaven Lodge. The bulk of the Saturday was spent at Summerhill Stud Farm (the biggest commercial thoroughbred stud in the country), where a CPD lecture on analgesia, sedation and tranquilisation in horses was presented. On Sunday two studs (Somerset and Bush Hill) were visited. Veterinary procedures were observed. The weekend was sponsored by Pfizer and SAEVA.

This year, nine students attended the annual SAEVA Congress at the Selborne Golf Estate on the KwaZulu-Natal south coast. Student attendance was made possible by the generous sponsorship received from Bayer and SAEVA. The focus of this congress was medicine and theriogenology. It was a fantastic learning experience and a great networking opportunity.



Equine hospital afterhour teams

by Keri-Lee Dobbie

Veterinary students are, on the whole, practically orientated individuals who are keen to get some important 'hands-on' experience. This desire is perhaps exacerbated by the extended period (six years) spent in the lecture halls of the University. In an attempt to satisfy this desire, the 'foal teams' were formed in August 2007 under the leadership of Prof Saulez and Keri-Lee Dobbie. The teams (made up of students in the BVSc I, II and III classes) helped out in the Equine Clinic in the OVAH, initially on a need basis (usually assisting with compromised neonates).

The system has been refined since its inception and now the Equine Hospital afterhour teams operate every day from 18:00 to midnight, with a team of three students for each day of the week. The students are in BVSc II and III and assist the final-year students in the Equine Clinic wherever possible. The students must be commended for their incredible dedication to the initiative. It is a win-win situation, with the final-year students being grateful for extra hands and the volunteers happy for the opportunity for further learning outside the classroom.

Due to the success of the programme, a similar system has been set up in the Intensive Care Unit, modelled on the equine system. Thanks is due to Prof Saulez for his continued support and encouragement.



Members of the Equine Hospital afterhour teams for 2009 (back row from left): Helen Antelme, Maya Dahlberg, Carolynne Tarr, Jean-Michel Desfontaines, Cheri-Lee Wilson, Taneale Boy; (middle from left): Tal Schneider, Yael Schneider, Judy Ratner, Fran Solomon, Kirsty Vrdoljak; (front from left): Keri-Lee Dobbie, Kathleen Carter, Marni Strauss, Bronwyn Keys and Anita Jorritsma. (Absent: Kylene Kelbe, Erin Bouwer, Martin Cameron-Clarke and Derette Kotze.)

OP Culture has been busy



by Philippa Braithwaite

There were three major events on OP Culture's calendar the last few months. On 15 April, an art exhibition took place in the foyer of the Arnold Theiler Building. The judges had to choose three artworks that could be displayed on the walls of the Arnold Theiler Building. First place went to Johan Venter (metalwork), second to Joanne Evans (drawing) and third to Cathy Fox (curtain of recycling). For the first time in years, Huis Onderstepoort took part in *serrie*, an inter-residence competition of the University of Pretoria. The *serrie* group consisted of about 30 girls singing and dancing and five band members. They chose 'The Navy' as their theme. OP ended up with a score of 80.35%, just missing the 81% cut-off for the finals. The annual Dean's Cultural Evening was held on Wednesday, 20 May. The order of events included a spectrum of singing, dancing, instrumental pieces, monologues and karate prepared by students and staff. The variety was so wide that the sound and lighting team said they had a hard time keeping up. However, they did a spectacular job and all the performers looked like stars. Thank you to you all!

Charles Vermeulen:

17 June 1982 – 26 March 2009

It's difficult to think of Charles without thinking of that big grin on his face. He always had a smile for everyone. I first met him in our second year, when we both started at OP. At first glance he looked the serious student, but pretty soon I got to know the inner Charles: caring, thoughtful, approachable, someone who always had a kind word and smile to make me feel better.



Charles was a great naturalist. One of his passions was wildlife. He often spoke about his dream of becoming a wildlife vet and working with his favourite creature, the lion. Charles also had an amazing knowledge of bird life. He spent many hours sharing his knowledge with us on various trips to the Pilanesburg Nature Reserve. Charles often graced us with his talented singing too. He performed classics from Andrew Lloyd Webber's *Phantom of the Opera* and Josh Groban's *You raise me up* at the Dean's Cultural Evening one year.

Heyn de Kock writes: I've never met anyone who disliked Charles; he was the person with the smile, with the song to brighten everyone's day. He was a great person and an awesome friend who will be dearly missed.

We may never understand what Charles was going through in his last few months, but I know that everyone who knew Charles was touched by him in some magical, special way. We'll miss you Charlie, lots of love, always.

ALCATRAZ

by Kylene Kelbe

We told you we'd be back! We've been a busy bunch of inmates! As promised, we are still trying to save the world, one starfish at a time. We were also trying to save the students in res from sense-of-humor-failure during exam time, so we organised a Halloween Hour (since this time of year always falls in our exams). We darkened the halls and sent unsuspecting students trick or treating down the haunted corridor. It wasn't everyone's cup of tea, but it did serve as some light entertainment and provided sugar highs during our annual lock-down!

The year 2008 brought about our first huge charity collection, when we gathered clothes and food for the Nellmapius Outreach. This year (2009), we collected clothes for the women that keep our corridors clean, and teddies for the Parvo Ward Teddython. Further, we supported rag by buying lots and lots of Paw Prints, and we have started going green by decorating the corridors with pot plants. Recently the house committee started a huge recycling project, and our guys and girls have been very proactive in the paper recycling department. We went from one starfish to five starfish, and next year we hope to do even better!



Highlights at the Centre for Veterinary Wildlife Studies

New Veterinary Wildlife Centre

The Centre for Veterinary Wildlife Studies (CVWS) has concluded an extensive planning session with VDO Consulting Architects concerning the finalisation of plans for the envisaged Veterinary Wildlife Centre on campus. The site that is under consideration is in the north-western corner of the campus, adjacent to the current parking area. The plans include office space for UP staff and desk space for visiting scientists and researchers, and will be fully IT-enabled. Included in the plans are a small, dedicated wildlife hospital and surgery, with small theatre complexes, laboratories and a pharmacy. A new exotic animal clinic and associated examination rooms and wards will also be accommodated here. A dedicated kitchen and storage area have further been provided for. Bomas for rhino, giraffe, and a variety of antelope have been provided that link in with the new hospital complex. Provision has been made for a giraffe handling facility, and for a separate handling facility for antelope. A separate unit has also been provided for housing large carnivores such as lions.

It is envisaged that this new centre will act as a gateway to the future development of wildlife studies and international research in the faculty. Plans have been submitted to the University Council for approval and for fundraising.

Postgraduate training

The CVWS has concluded an agreement with South African National Parks on behalf of the faculty for the in-service training of MMedVet (Fer) students. Two residency posts have been created – one based in Skukuza and the

other in Kimberley, for a period of eight months of the year, and have small salaries attached. This allows the postgraduate students to receive state-of-the-art training in wildlife conservation, wildlife immobilisation, and disease control with acknowledged experts in this field as part of their specialising degrees. One postgraduate student completed one residency period last year, and three others are in the process of doing so this year.

The CVWS is currently engaged in discussions to expand this programme to other major conservation organisations in South Africa.

Thabazimbi Wildsfees

The CVWS, in association with the departments of Tropical Diseases and Paraclinical Sciences, participated in the recent Thabazimbi Wildsfees with a view to promoting the current impetus that the faculty in general has in terms of student wildlife training and research. Much interest was received from members of the public concerning not only wildlife and veterinary training, but also other disciplines at the University. This initiative should be repeated annually, and expanded into other areas to promote the activities of the faculty.

Hans Hoheisen Wildlife Research Station

Discussions with the Peace Parks Foundation and Mpumalanga Provincial Government are continuing with a view to establishing this facility as a platform for wildlife research in the Lowveld, specifically as it is situated in the Greater Kruger National Park and in a disease-controlled zone of South Africa.

Just in case • emergency numbers

• Security Services (main campus)	6911	012 420 2310
• Flying Squad	6022	10111
• Police Pretoria North	6022	10111
• Ambulance: - Rosslyn	6003	012 541 3421/6
- Pretoria	6002	012 326 0111
• Fire Brigade (Wonderboom)	6024	012 543 0335
• Tygerberg Poison Centre	6179	021 931 6129
• Emergency Medical Help: OP		
- Sr Amanda Hamman (VAH)	8064	083 269 8874
- Prof Frik Stegman (VAH)	8279	8148 (operating theatre)
- Mr Chris Neetling (Feed Store)	8004	8004 (roving phone)
- Prof Ken Pettey (Ethology/Physiology)	8449	082 882 7356
- Psychologist at OP (Wednesday), Voula Samouris	8243	083 754 5427
- Psychologist - Main Campus, Rina Buys	6127/6151	082 908 3688
• 24-hour University crisis line		0800 00 64 28
• Head of OP Residence:		
- Dr Jan Myburgh	8350	082 392 2534
- Mrs Susan Myburgh		083 235 6778

In the case of an emergency, just dial the four-digit number given above.